

MYERS® J-BE Series

Effluent Pumps

SPECIFICATIONS

| | | |
|-----------------------|-----------------------------------|---------------|
| Description | High Head Filtered Effluent Pumps | |
| HP | 1/2, 1 & 1-1/2 | |
| Maximum Capacity | 50 GPM | 189 LPM |
| Maximum Shut-off Head | 280' | 85.3 m |
| Discharge | 2" NPT | |
| Solids handling | 1/16" | 1.6 mm |
| Voltage | 115 & 230 | |
| Full Load Amps | 6.0 - 13.1 | |
| Phase | Single | |
| Cord Length | 10' & 30' | 3.1 m & 9.1 m |
| Switch Options | M (Manual) | |
| Impeller Material | Enclosed Thermoplastic | |
| Housing Material | Stainless Steel | |
| Diffuser Material | Composite | |
| Warranty Years | 1 | |

FEATURES

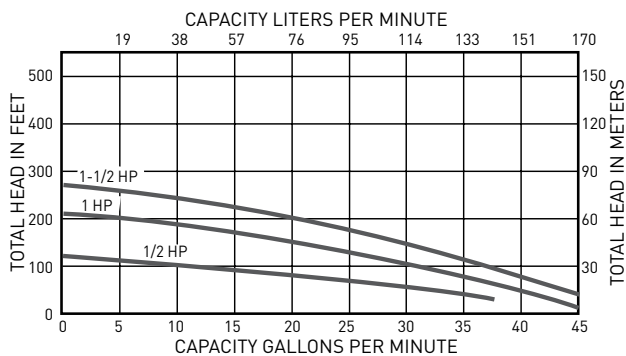
- Corrosion-resistant design for long life.
- Cost-effective wastewater systems.
- Built-in overload protection.



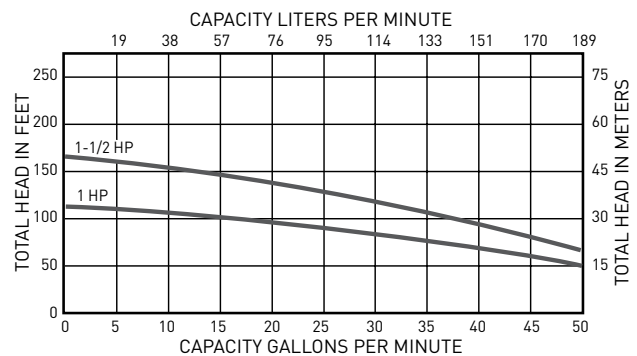
J-BE



25 GPM - J-BE



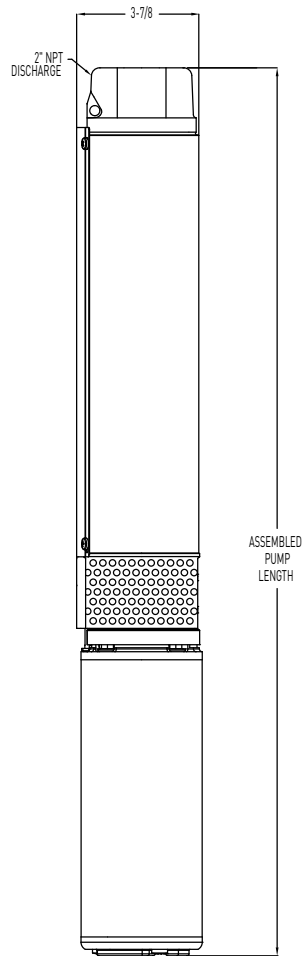
35 GPM - J-BE



MYERS® J-BE Series

Effluent Pumps

DIMENSIONS



ORDERING INFORMATION

| GPM | Motor Type | HP | Stg. | PH | Volt | Assembled Pump | | |
|-----|------------|-----|------|----|------|----------------|---------------|---------------|
| | | | | | | Catalog Number | Length Inches | Weight Pounds |
| 25 | 2-Wire | 0.5 | 4 | 1 | 115 | J0525BE-01 | 26.5 | 37 |
| 25 | 2-Wire | 1.0 | 7 | 1 | 230 | J1025BE-01 | 30.3 | 37 |
| 35 | 2-Wire | 1.0 | 4 | 1 | 230 | J1035BE-01 | 27.2 | 35 |
| 25 | 2-Wire | 1.5 | 9 | 1 | 230 | J1525BE-01 | 35.0 | 43 |
| 35 | 2-Wire | 1.5 | 6 | 1 | 230 | J1535BE-01 | 32.6 | 41 |



USA
 293 WRIGHT STREET, DELAVAN, WI 53115 WWW.FEMYERS.COM
 PH: 888-987-8677 ORDERS FAX: 800-426-9446

CANADA
 490 PINEBUSH ROAD, UNIT 4, CAMBRIDGE, ONTARIO, N1T 0A5
 PH: 800-363-7867 FAX # 888-606-5484

Because we are continuously improving our products and services, Pentair reserves the right to change specifications without prior notice.